

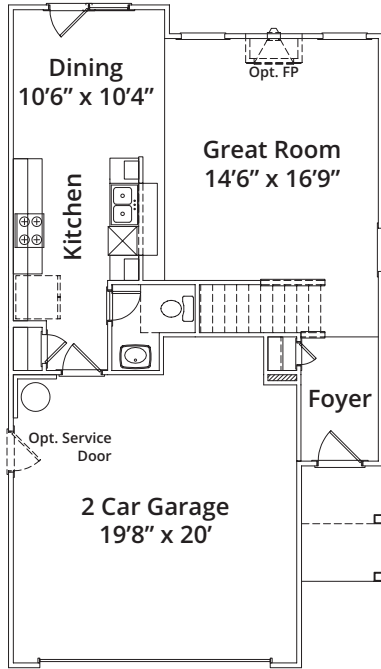
# SHELTON



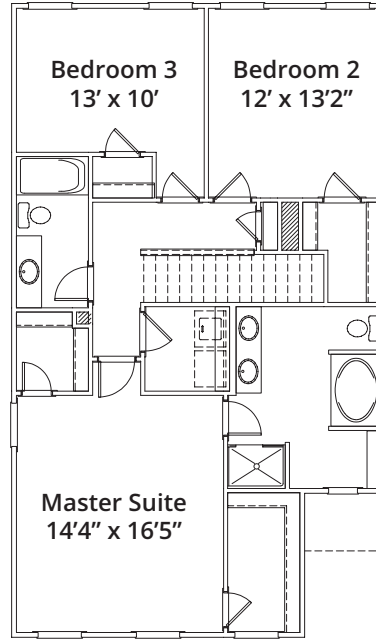
Photos or renderings may show exterior design elements not currently offered. See Agent for more details.



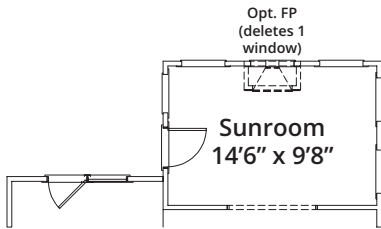
Elevation 4



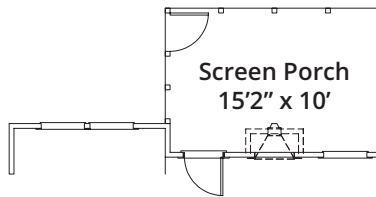
**Main Level**



**Second Level**



**Opt. Sunroom**



**Opt. Screen Porch**

Exterior doors and sidelites with glass inserts (including optional doors) contain no grids in the glass. Large fixed window over garden tub (per plan) has obscure glass standard. Small fixed windows over showers (per plan, may be optional) contain no grids in the glass. Room sizes and square footages are approximate. Standard features vary per community. Consult the Standard Features document for details. Seller reserves the right to revise, change and/or substitute features, dimensions, architectural details and designs without notice. Any illustrations, including photographs, are for discussion purposes only and are not part of the legal contract. Pricing is subject to change without notice.