

HAMILTON



Photo may show elements not currently offered. See Agent for details.



Elevation 1



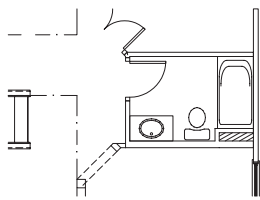
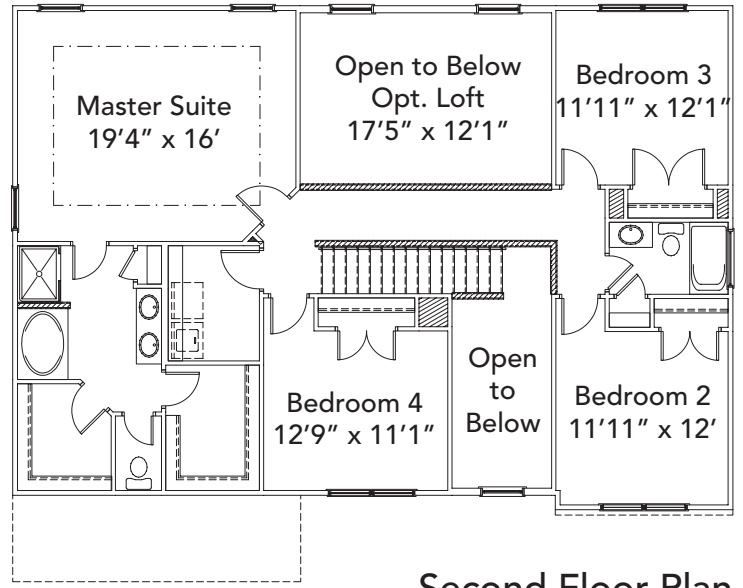
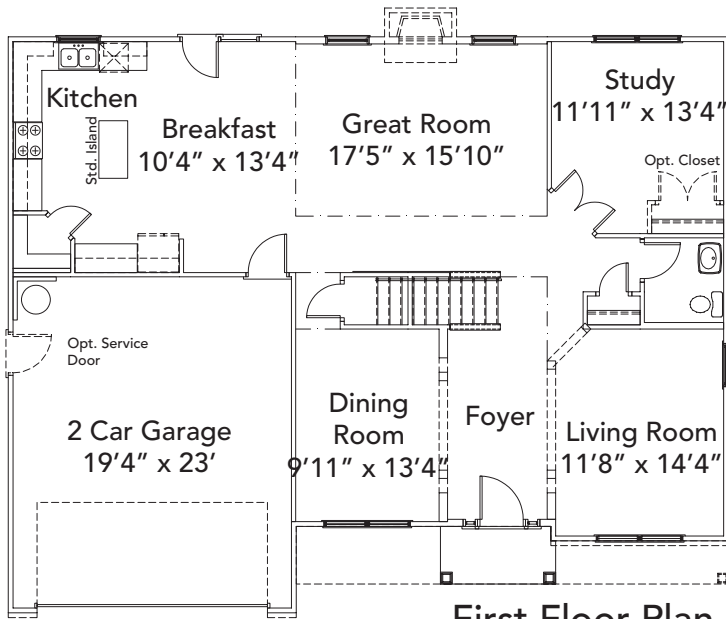
Elevation 4



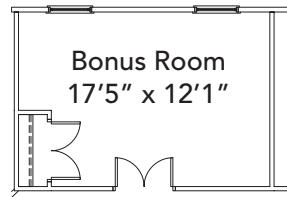
Elevation 5

HAMILTON

APPROXIMATELY 2758 SF

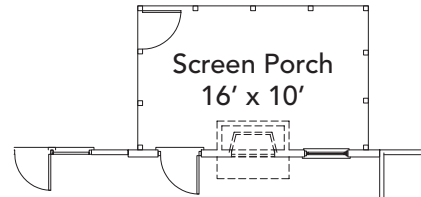


Opt. Full Bath
in lieu of
Powder Room



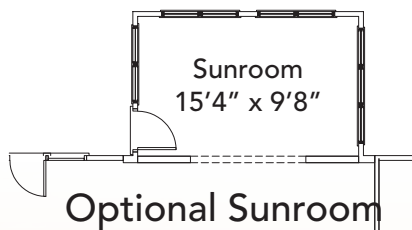
Bonus Room
17'5" x 12'1"

Optional
Bonus Room



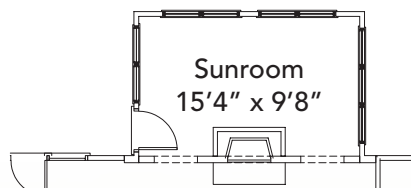
Screen Porch
16' x 10'

Optional Screen Porch



Sunroom
15'4" x 9'8"

Optional Sunroom



Sunroom
15'4" x 9'8"

Optional Sunroom w/
Fireplace in Great Room



Sunroom
15'4" x 9'8"

Optional Sunroom w/
Fireplace in Sunroom

All exterior doors (including optional doors) and sidelites with glass inserts shall have no grids inside the glass. Master bathrooms with large fixed window over garden tub (per plan) shall have obscure glass standard. Bathrooms with small fixed windows over showers (per plan, may be optional) shall have no grids inside the glass. Room sizes and square footage are approximate. Standard features vary per community. Consult the Standard Features document for details. Because we are constantly improving our homes, we reserve the right to revise, change and/or substitute features, dimensions, architectural details and designs without notice. Any illustrations, including photographs, are for discussion purposes only and are not part of the legal contract. Pricing is subject to change without notice.